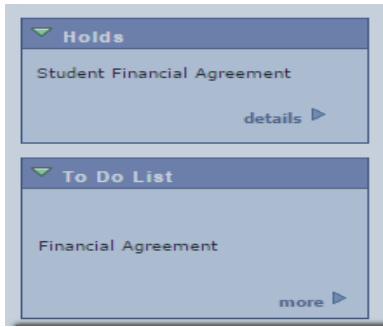
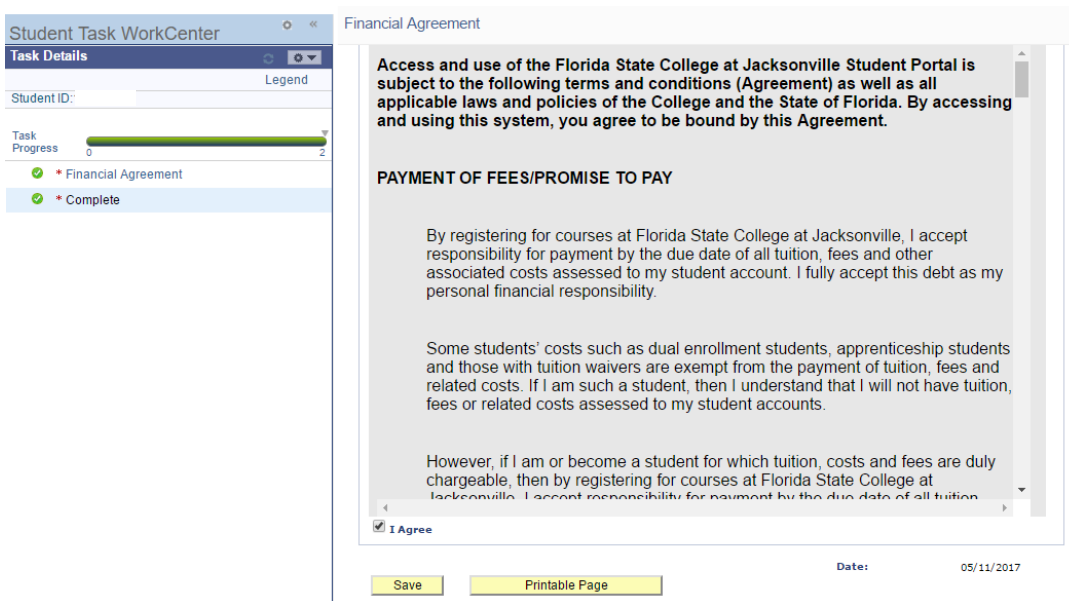


## How do I accept my Statement of Financial Responsibility on the https://my.fscj.edu portal?

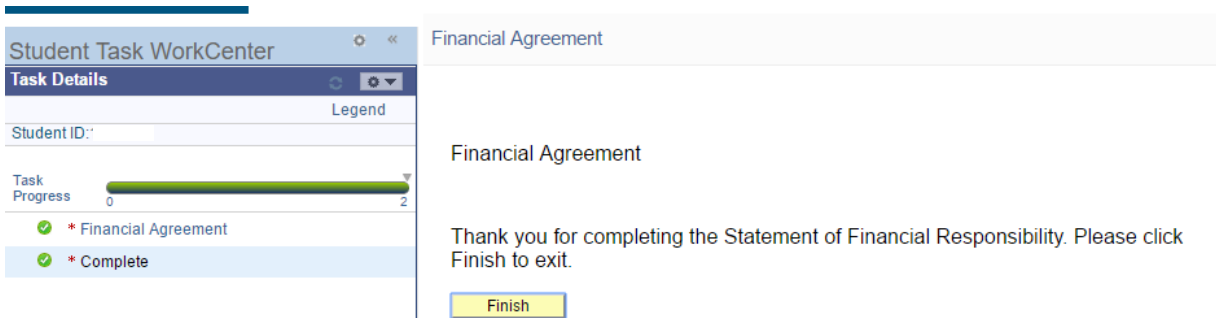
In order clear this hold, go to your Student Center. In the Holds box, you will see the "Student Financial Agreement" and in the To Do List box, you will see the "Financial Agreement." Click on the "Financial Agreement" link in their *To Do List*.



It will take you to the page below. **(Please Note- your task progress bar will not show green until you have completed it.)** Then click on the Financial Agreement link, check the "I agree" box at the bottom, and click "Save."



In the task details, go to the "Complete" link, and click "Finish".



That should remove both the hold and the item from the *To Do List*

