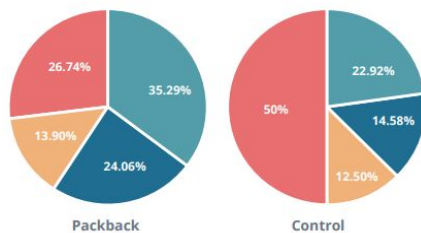


What is the impact of Packback?

The following are our findings from our national research study.

1. Students using Packback were more likely to have earned an A in their course than students using LMS discussion, and less likely to have earned a D, F, or W. These outcomes are tied not only to greater student engagement, but to the greater faculty engagement driven by Packback.
2. Instructors on Packback had increased satisfaction with the course discussion.

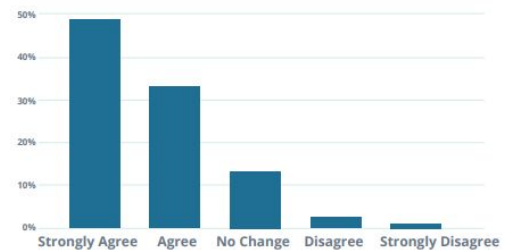
At FSCJ in online courses, students using Packback showed a
**54% increase in A's and a
47% decrease to earn D's, F's, or W's.**



*Data from Florida State College at Jacksonville
Data statistically significant at the 1% level.*

Instructor Survey Question

I find my students questions and conversations more dynamic and genuine, as compared to previous terms.

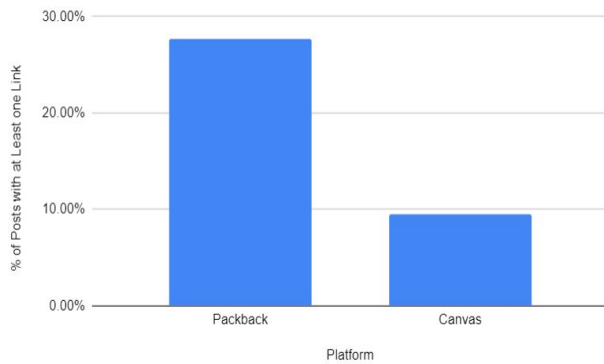


Aggregated survey, 10 study institutions (75 instructor responses)

Our findings with FSCJ from Fall of 2019.

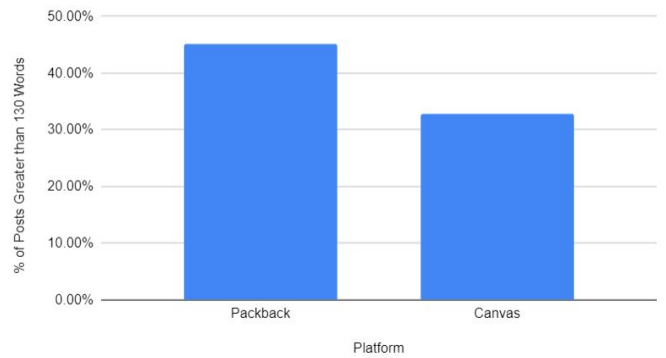
1. On Packback, 27.74% of student posts had at least one link. On Canvas, 9.5% of student posts had at least one link.

% of Posts with Source Links: Packback vs. Canvas



2. On Packback, 45.50% of posts had more than 130 words. On Canvas, 32.78% of posts had more than 130 words.

% of Posts Greater than 130 Words: Packback vs. Canvas



Need support? Contact Packback at help@packback.co