

data

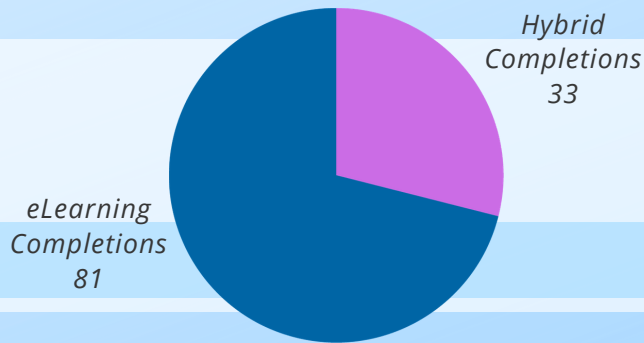
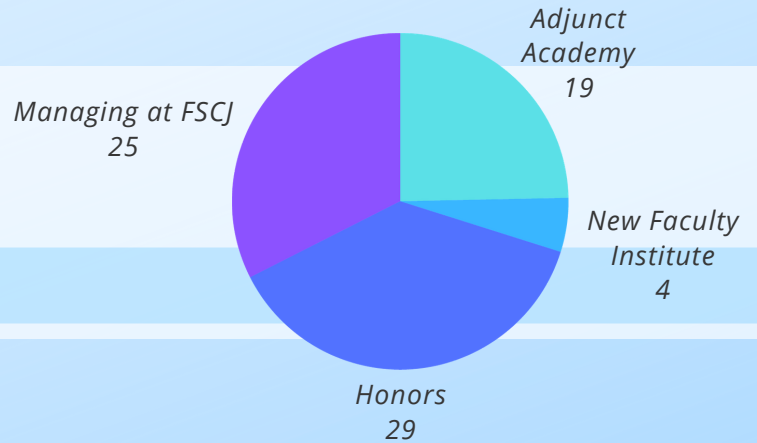
Professional Development, 2017-18 Fiscal Year



Pro Dev

Certification Program Graduates

77 CERTIFICATES EARNED



Online and Hybrid Certifications

114 FACULTY COMPLETIONS

Event Participation

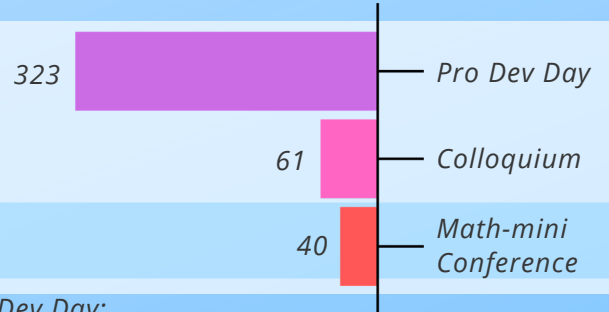
ACTIVE ENGAGEMENT

Colloquium:
147



Pro Dev Day:
975

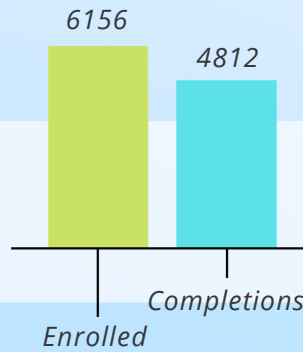
Unique Participants



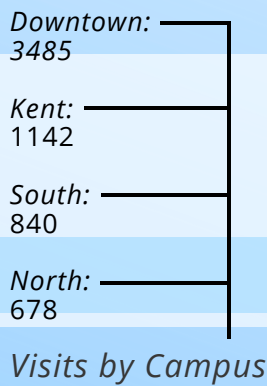
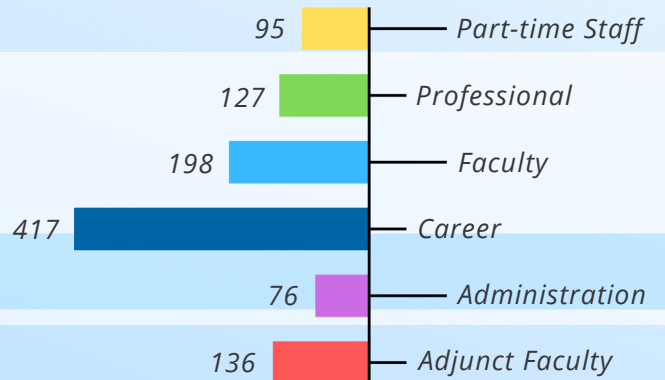
TOD

Total Courses Offered

513 COURSES*



1049 Unique Participants

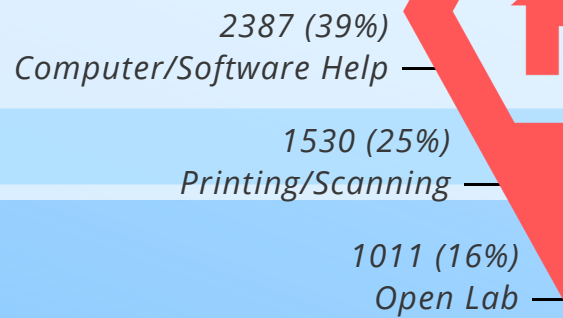


Faculty Resource Center Visits

FREQUENTLY-TRAFFICKED

Primary Purpose of FRC Visits

INTEGRAL RESOURCES

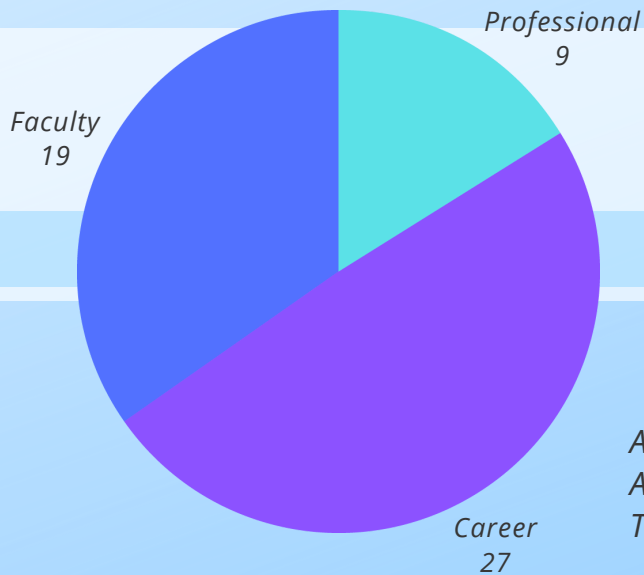


*Specific to AFD Encoded Courses

Pro Dev

Faculty Travel Through the Academy

32 FACULTY TRAVEL REQUESTS



Total Monies
Granted =
\$30,479
(avg. \$952
per faculty)

Total Monies
Requested =
\$36,368
(avg. \$1,136
per faculty)



One Percent Incentive Awarded

55 TOTAL AWARDEES

ANNUALLY:
Average per employee = \$476
Total = \$26,182